

# Doing Collaborative Community Based Research: On the ground in Kingston

Audrey Kobayashi  
Queen's University

# The Welcoming Communities Initiative (WCI)

A multidisciplinary project that brings universities and communities into a research partnership to enrich 2<sup>nd</sup>- and 3<sup>rd</sup>-tier (medium-sized and small) Ontario cities by equipping them to attract, retain, and integrate immigrants and visible minorities into an inclusive environment.

# WCI goals:

1. Strengthen the capacity of municipalities and the service and voluntary sectors to contribute to equitable and inclusive communities
2. Understand barriers to social cohesion, and test and implement strategies for creating and sustaining communities in which all members feel comfortable and valued.
3. Share findings and recommendations among community organizations, municipalities, policy-makers, academics, students, and the general public in Ontario, Canada, and internationally

# The Kingston Context:

- Relatively slow population growth
- Aging population
- Immigration rate lower than overall population growth
- Long established European immigrant communities
- Recent, growing visible minority communities

# Demographic Overview for Kingston 2006

Table 1: Demographic Overview for Kingston 2006

	Kingston	Ontario
Median Age	40	39
Average population growth 2001-2006	3.8	6.6
Immigrant population	12.44%	28%
Newcomers as a percentage of population 2001-2006	1.42%	4.78%

# Total population and immigrant population of Kingston 1991-2006

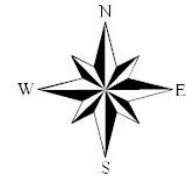
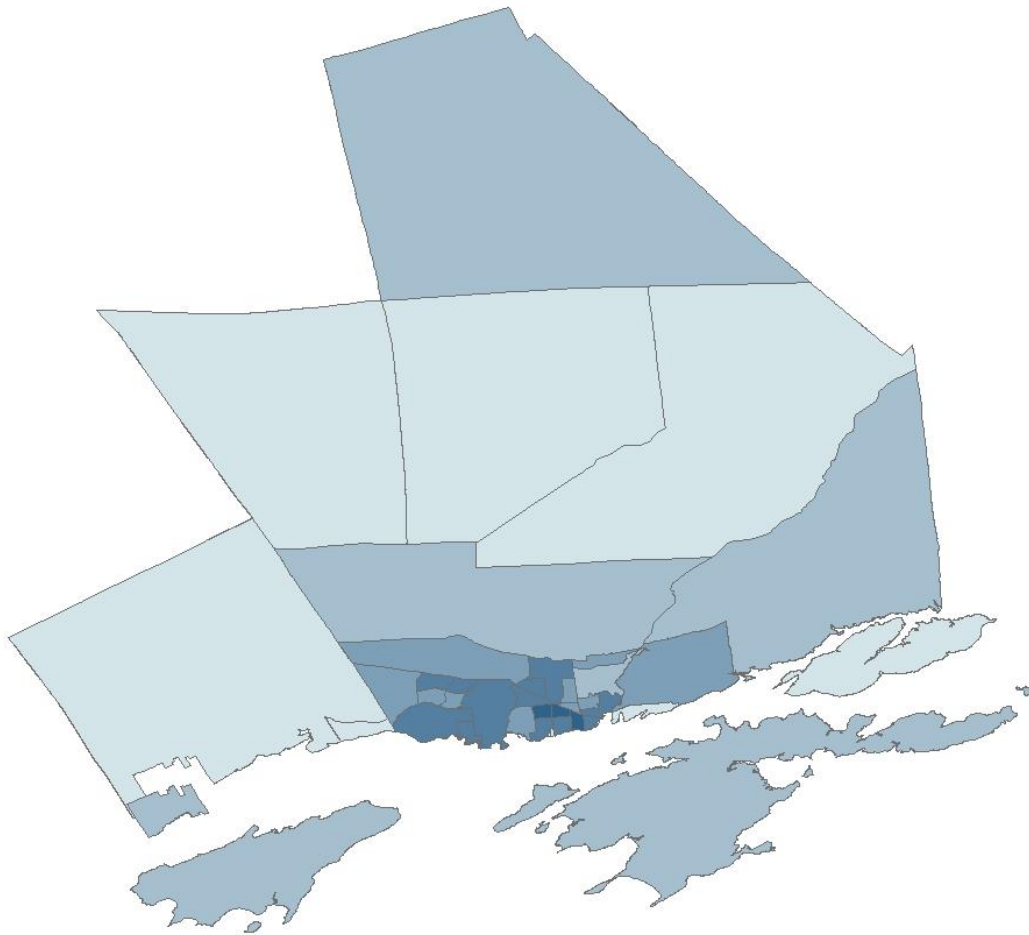
	<b>1996</b>	<b>2001</b>	<b>2006</b>	<b>% change 1996-2006</b>
<b>Total Population</b>	<b>143,415</b>	<b>146,838</b>	<b>152,360</b>	<b>6.24%</b>
<b>Immigrant Population</b>	<b>17,840</b>	<b>17,680</b>	<b>18,505</b>	<b>3.73%</b>
<b>Immigrant population as a % of total</b>	<b>12.44%</b>	<b>12.04%</b>	<b>12.15%</b>	<b>-2.33%</b>
<b>Aboriginal Population</b>	<b>1,320</b>	<b>2,205</b>	<b>2,360</b>	<b>78.79%</b>
<b>Aboriginal Population as a % of total</b>	<b>0.92%</b>	<b>1.50%</b>	<b>1.55%</b>	<b>68.48%</b>

<b>Place of birth</b>	<b>1996</b>	<b>Rank</b>	<b>2006</b>	<b>Rank</b>
<b>UK</b>	5,155	1	4,640	1
<b>Portugal</b>	1,565	2	1,530	2
<b>USA</b>	1,455	3	1,525	3
<b>Germany</b>	1,125	4	1,060	4
<b>Netherlands</b>	995	5	980	5
<b>China (PRC)</b>	540	6	870	6
<b>India</b>	425	9	500	7
<b>Italy</b>	480	8	465	8
<b>Poland</b>	505	7	410	9
<b>Philippines</b>	380	10	330	10
<b>Pakistan</b>	135	22	280	11
<b>Greece</b>	290	12	245	12
<b>Korea, South</b>	50	36	220	13
<b>El Salvador</b>	150	19	210	14
<b>Egypt</b>	155	17	210	15
<b>Hong Kong</b>	235	13	210	16
<b>Iran</b>	140	21	210	17
<b>Viet Nam</b>	295	11	195	18
<b>Denmark</b>	185	16	170	19
<b>Ireland (Eire)</b>	190	15	170	20

<b>Place of birth</b>	<b>1996</b>	<b>Rank</b>	<b>2006</b>	<b>Rank</b>
<b>UK</b>	5,155	1	4,640	1
<b>Portugal</b>	1,565	2	1,530	2
<b>USA</b>	1,455	3	1,525	3
<b>Germany</b>	1,125	4	1,060	4
<b>Netherlands</b>	995	5	980	5
<b>China (PRC)</b>	540	6	870	6
<b>India</b>	425	9	500	7
<b>Italy</b>	480	8	465	8
<b>Poland</b>	505	7	410	9
<b>Philippines</b>	380	10	330	10
<b>Pakistan</b>	135	22	280	11
<b>Greece</b>	290	12	245	12
<b>Korea, South</b>	50	36	220	13
<b>El Salvador</b>	150	19	210	14
<b>Egypt</b>	155	17	210	15
<b>Hong Kong</b>	235	13	210	16
<b>Iran</b>	140	21	210	17
<b>Viet Nam</b>	295	11	195	18
<b>Denmark</b>	185	16	170	19
<b>Ireland (Eire)</b>	190	15	170	20

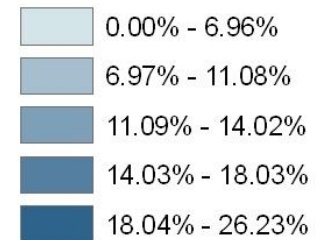


# Spatial distribution of immigrants in Kingston in 2006



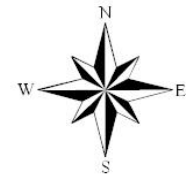
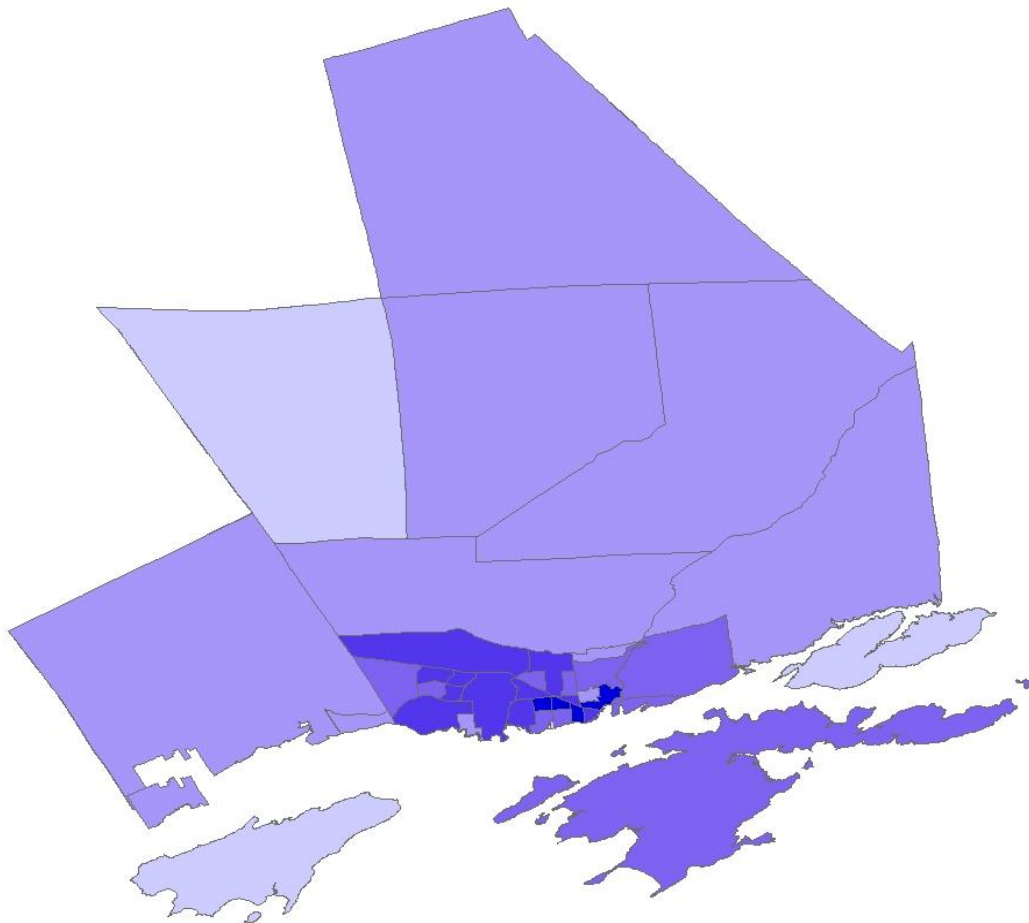
## Legend

Percentage of immigrants to total population (%)



0 5 10 20 Kilometers

# Spatial distribution of visible minorities in Kingston in 2006



## Legend

Percentage of visible minorities to total population (%)



0 5 10 20 Kilometers

## Local Immigrant Partnership (LIP)

- Immigrant Services Kingston Area (ISKA)
- Kingston Employment Youth Services (KEYS) (includes LINC)
- Kingston Economic Development Corporation (KEDCO)

## Kingston Immigrant Partnership (KIP)

- LIP
- WCI – Queen's
- Kingston Web Portal (City of Kingston)

# Community consultation themes:

- Need for information on adapting to life in Kingston
- Barriers to labour force integration
  - Lack of (appropriate) jobs
  - Credentialism
  - Lack of retraining opportunities
  - Misunderstanding/discrimination by employers
- Discomfort/racism in the larger society (e.g., buses)

# Community consultation issues:

- Disentangling service provider/newcomer opinions
- Power relations in focus groups
- Contradictions between immigrant attraction and removing barriers to integration
- Uncritical perspectives on culture – whose culture is it and who defines it?
- Reaching those who are not part of the conversation

# Discussion:

- The role of the “academic” in facilitating critical understanding
- “Celebrating diversity” as a tool for removing barriers
- Participatory democracy, communicative competence, and politics of difference